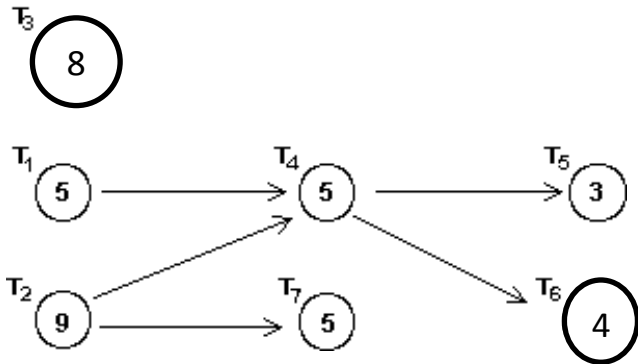
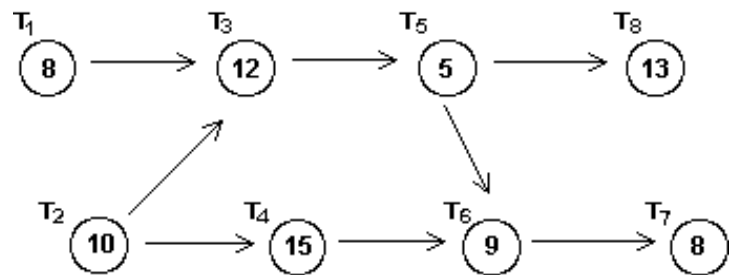
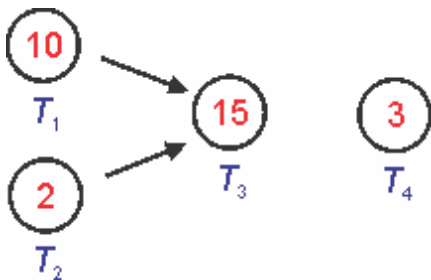


Using the order-requirement digraph below, schedule the tasks on three processors using the priority list $T_1, T_2, T_3, T_4, T_5, T_6, T_7$. What is the optimal completion time if the task times are in hours?



A **decreasing time priority list** is created by listing all the tasks from the longest to the shortest completion time. If there is a tie, the lower numbered task has the higher priority.

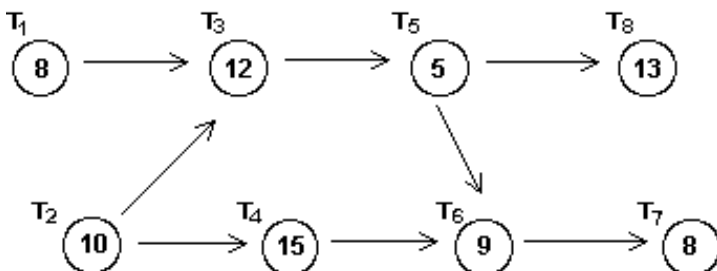
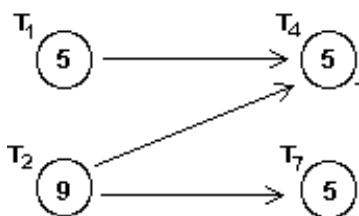
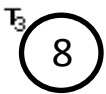
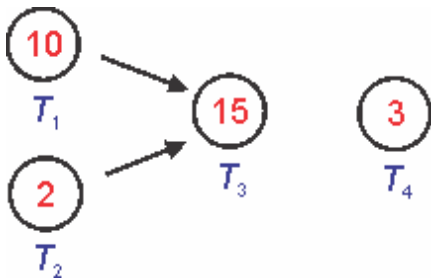
Create a decreasing time priority list for the digraphs below:



Creating a Priority List for Critical Path Scheduling

1. Find a task that heads a critical (longest) path in the order-requirement digraph. If there is a tie, chose the lowest task number.
2. Place the task found in step 1 next in the priority list.
3. Remove the task found in step 1 from the digraph. Remove all edges attached to the removed task to form a new digraph.
4. If all tasks have been removed, the list is completed. If tasks remain, return to step 1.

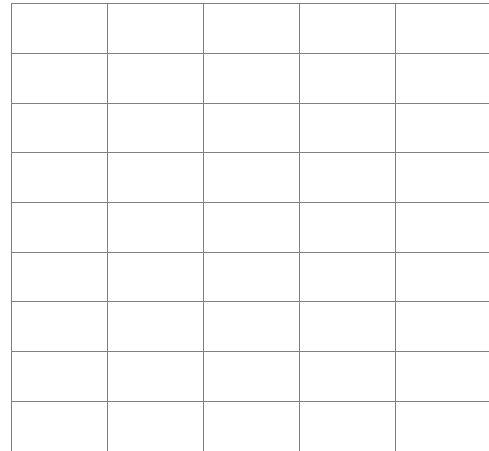
Create a critical path priority list for the digraphs below



Worst-fit Decreasing Algorithm

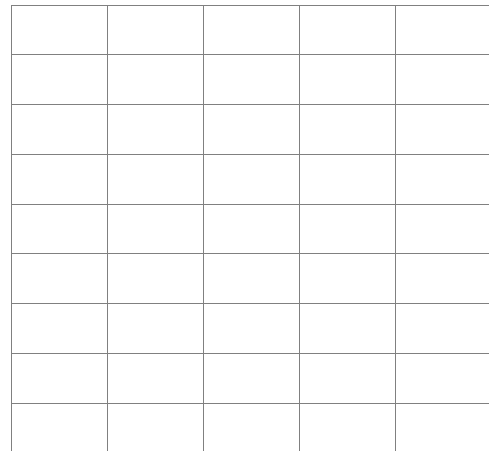
(WFD): Arrange the items from largest to smallest. Then put items into an already open bin that has the most space for it. If no open bin has space, open a new bin.

6, 6, 5, 4, 4, 3, 2, 2, 1, 1

***Best-fit Decreasing Algorithm***

(BFD): Arrange the items from largest to smallest. Then put items into an already open bin that has the least space for it. If no open bin has space, open a new bin.

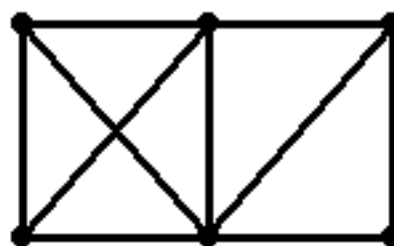
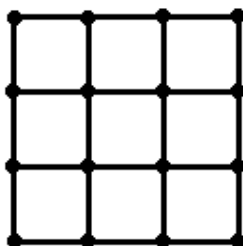
6, 6, 5, 4, 4, 3, 2, 2, 1, 1



The ***chromatic number*** of a graph is the minimum number of colors needed to label the vertices of the graph so that no two vertices joined by an edge have the same color.

EXAMPLE

What are the chromatic numbers for the graphs below?



The ***vertex coloring*** problem for a graph requires assigning each vertex of the graph a color (or label) such that two vertices joined by an edge are assigned different colors.

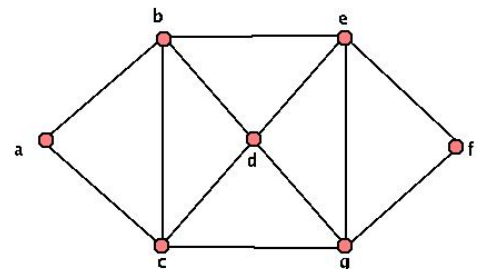
EXAMPLE

The table below shows chemical compounds that cannot be mixed without causing dangerous reactions. Find graph would be used to facilitate scheduling of disposal containers for the compounds. What is the fewest number of containers that can be used?

	A	B	C	D	E	F
A		X		X	X	
B	X		X		X	X
C		X		X		
D	X		X			X
E	X	X				
F		X		X		

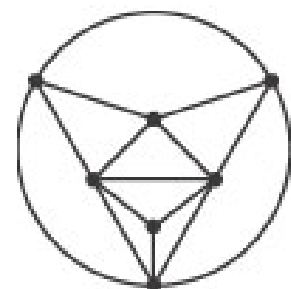
The ***edge-coloring number*** of a graph is the minimum number of colors needed to color the edges of the graph so that edges that share a common vertex get different colors.

There were 7 teams and the remaining games to be played can be represented in the graph below. What is the fewest number of game days needed?



Face-Coloring Number

Find the fewest number of colors needed to color the map such that no two edges have the same color.

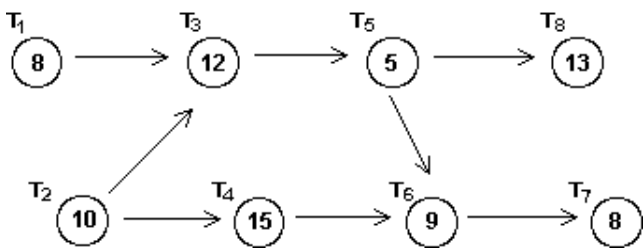


SAMPLE EXAM QUESTIONS FROM CHAPTER 3

1. Given the order-requirement digraph below (with time given in minutes) and the priority list

$T_4, T_5, T_6, T_7, T_8, T_1, T_2, T_3,$

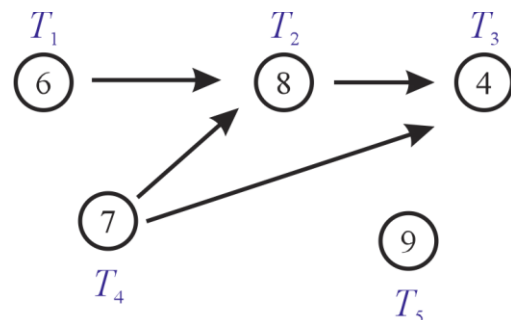
apply the list-processing algorithm to construct a schedule using two processors. How much time does the resulting schedule require? Is the schedule optimal?



2. Using the given graph, determine the critical path priority list.

- (A) T_5, T_4, T_1, T_2, T_3
- (B) T_5, T_4, T_2, T_1, T_3
- (C) T_4, T_1, T_2, T_3, T_5
- (D) T_4, T_1, T_2, T_5, T_3

(E) None of these/need more information



3. What is the minimum time required to perform six independent tasks with a total task time of 48 minutes on three machines?

- (A) 2 minutes
- (B) 8 minutes
- (C) 16 minutes
- (D) 18 minutes
- (E) None of these/need more information

4. Use the decreasing-time-list algorithm to schedule these independent tasks on two machines:

4 minutes, 5 minutes, 8 minutes, 3 minutes, 3 minutes, 7 minutes

How much time does the resulting schedule require?

- (A) 15 minutes
- (B) 16 minutes
- (C) 17 minutes
- (D) 18 minutes
- (E) None of these/need more information

5. Use list processing algorithm to schedule these independent tasks on two machines:

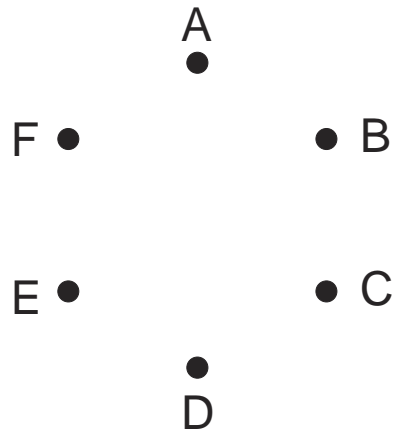
9 minutes, 8 minutes, 7 minutes, 9 minutes, 2 minutes, 5 minutes.

How much time does the resulting schedule require?

- (A) 19 minutes
- (B) 20 minutes
- (C) 21 minutes
- (D) 22 minutes
- (E) None of these/need more information

9. The chart below shows conflict. Represent this information in a graph

	A	B	C	D	E	F
A			X	X		X
B			X	X	X	
C	X	X		X		
D	X	X	X		X	
E		X		X		
F	X					



10. What is fewest number of colors needed to color the map below?



- (A) 2
- (B) 3
- (C) 4
- (D) 5
- (E) more than 5